



Loco Position Indication in the Display

The Intellibox II uses the proven Model railway network LocoNet as its bus system. The data communication takes place safely and fast. Each accessory can be simply connected to the layout without problems.

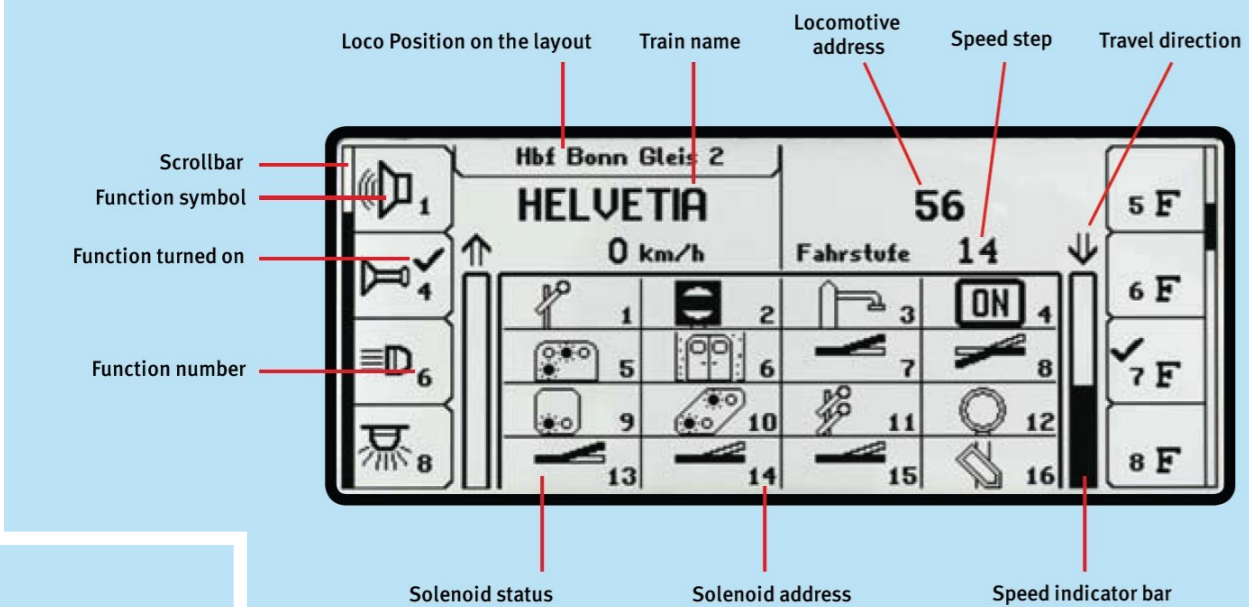
The connection of the Locomotive Individual Control System LISSY makes it possible to automate the Model railway layout without the need for a computer.

By using DirectDrive function control of the locomotive which passed a selected LISSY receiver, the locomotive can be taken over on the throttle control, the by push of a button, without input of locomotive address or locomotive name.

The integrated USB interface offers a fast connection to a PC. Every software that supports the LocoNet protocol can be used for automated layout control.

LokPosi*

The locomotive position display shows you, through LISSY, where a certain locomotive is on the layout at any time. For example, select the V200; the display shows you that this locomotive is located in bay 3 of the engine shed. If you call up the BR50, you see that it is on track 5 of the shadow station.




For the power supply we recommend that you use our 70VA transformer 20070 which is highly suited for use with the Intellibox II.

Electronics power packs, offered by some manufacturers, are illegal for use with Toys.

The display is divided into three sections: Left controller, key block, right controller. In the right controller you see the standard display for the locomotive with the address 56. The special functions are shown in numeric sequence. The speed is displayed in speed steps.

In the left part of the illustration you see a locomotive, whose data is stored in the locomotive data base. The special functions are represented by symbols. The speed indication is in km/h. In conjunction with the Locomotive-Individual Control System LISSY the locomotive position is shown at the top of the display. In the middle section you see the 16-key operating desk with different switching symbols.

* Patent registered with the German patent and Trademark office.



Intellibox II with
Anschlusssteckern und Handbuch

Part No. 65100 Intellibox II



Uhlenbrock Elektronik GmbH
Mercatorstrasse 6
D-46244 Bottrop

Tet: (0049) 02045-85830
Fax: (0049) 02045-85840
E-Mail: info@uhlenbrock.de
www.uhlenbrock.de

"Intellibox", "IntelliSound" and "Uhlenbrock Digital" are registered trademarks of Uhlenbrock Elektronik GmbH. All marks mentioned are registered trade names of the appropriate companies. We reserve the right to change information



Intellibox II



Intellibox II

The next Generation!

The Intellibox II is the successor to the legendary Intellibox which for a decade has been the yardstick for all digital centers. Suited to Model railroaders who want drive their railway at an attractive price and do not want to play on a computer.

Great Prospects

If you are familiar with the Intellibox or TwinCenter you will immediately feel at ease with the Intellibox II. We maintained the control concept - different from many centers that are new to the market. Because of the large display the operation has become even simpler. Many new functions await you.

Technically seen, the Intellibox II is completely new equipment. Only the proven ergonomics remain. For us it is natural that you can continue to use our past devices.

The most obvious innovation is the large, highly visibility Display. The display of the appropriate parameters is done in plain text and function symbols. The representation is extremely detailed and also easy to read from the side.

The additional keys on the right and left of the display are context dependent and therefore suitable for quick access to menu options and functions.

The speed indication is not only in speed steps and per cent, but now also in km/h. Up to 32768 Special functions for each locomotive can be controlled.

By combining with the LISSY, the position of the trains on the layout can be indicated.

A large locomotive database is provided so a text display of locomotive names can be individually configured.

New is decoder programming in plain text, the detailed help function, a model clock and Computer connection via the USB port.

Using the new cool power technology the heat dissipation is so reduced that a heat sink is no longer necessary.

As Before: Everything in a Single Box

With the Intellibox II you are fully equipped for the digital operation.

The Intellibox II can be used with 2-Rail and 3-Rail layouts. It supports 128 speed steps and 9999 decoder addresses. Locomotive and function decoders in Motorola, DCC or Selectrix format, as well as turnout and switching decoders in the Motorola or DCC format from different manufacturers, can be used simultaneously.

A single device provides the following components for your digital system: Central processing unit, Booster, two driving controllers, keyboard, Programmer, interface, feedback monitor, route control, model clock and the LISSY mode with the DirectDrive function.

The integrated Infrared Receiver allows direct use of the IRIS remote control.

The Success Story continues

Familiar Functionality

- Data format DCC, Motorola, Selectrix
- up to 128 Speed steps
- up to 9,999 decoder addresses
- Virtual locomotive addresses
- Multi-traction
- DirectDrive function
- Switching of turnouts, signals and routes
- integrated infrared receiver
- Connections for LocoNet, Transformer, track, programming track, Booster, DCC booster, s88-Module and additional infrared receivers

New Functions

- Large high visibility display with back lighting
- Easy to read detailed representation
- Information in the plain text or symbols
- Night Design, keys with back lighting
- context-sensitive key allocation
- speed indication also in km/h
- up to 32768 switchable special functions for each locomotive
- Locomotive data base with locomotive names
- Decoder programming in the plain text
- Locomotive position display in conjunction with LISSY
- Routes callable by feedback contacts
- Help function
- Model clock
- USB computer connection
- Data protection by PC
- Cool power technology

Display Indication



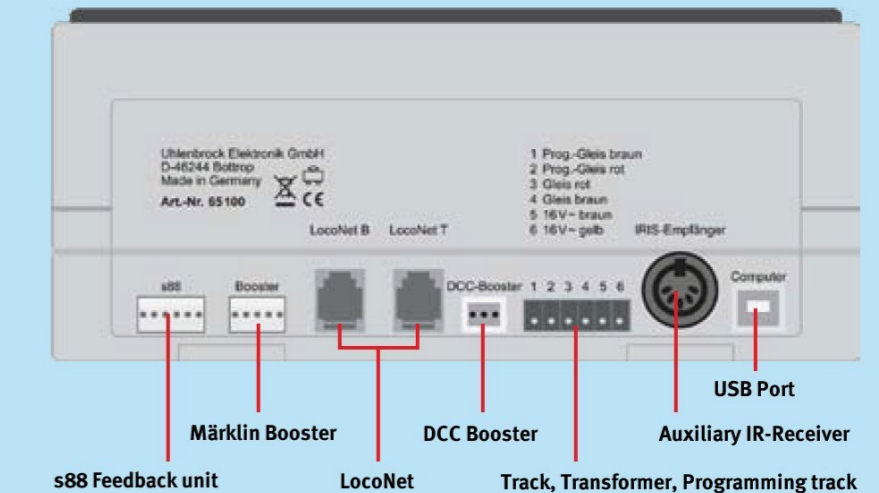
In the keyboard mode of operation you can directly switch operating up to 16 solenoids from the central key block. By individual grouping of switches and signals you always have an overview of your layout. Meaningful symbols and names for the individual solenoids make the operation child's play.

In the route mode you can over directly switch up to 16 routes with a central key block. Up to 80 routes with 24 instructions each are available, which can be individually arranged in groups. Naturally the individual routes can also be triggered by a train via feedbacks.

The model clock allows the trains on your layout to run to a timetable just like the prototypes. The model time can be adapted to any Model train - so the running time over the travel distance from Kleinbonum to Laudanum is also realistic.

One System has General Acceptance

The Intellibox II Connections



The Intellibox II

with many Components from the Uhlenbrock Digital System

